

STATEMENT OF APPROPRIATIONS, ALLOTMENTS, OBLIGATIONS, DISBURSEMENTS AND BALANCES
As at the Quarter Ending March 31, 2020


Department : Department of Tourism (DOT)
 Agency/Entity : National Parks Development Committee
 Operating Unit : < not applicable >
 Organization Code : 21 003 000000
 Fund Cluster : 01 Regular Agency Fund
 (e.g. UACS Fund Cluster: 01-Regular Agency Fund, 02-Foreign Assisted Projects Fund, 03-Special Account-Locally Funded/Domestic Grants Fund, and 04-Special Account-Foreign Assisted/Foreign Grants Fund)

X

Particulars	UACS CODE	Appropriations			Allotments				Current Year Obligations					Current Year Disbursements					Balances				
		Authorized Appropriations	Adjustments (Transfer To/From, Modifications)	Adjusted Appropriations	Allotments Received	Adjustments (Reductions, Modifications/Augmentations)	Transfer To	Transfer From	Adjusted Total Allotments	1st Quarter Ending March 31	2nd Quarter Ending June 30	3rd Quarter Ending Sept. 30	4th Quarter Ending Dec. 31	TOTAL	1st Quarter Ending March 31	2nd Quarter Ending June 30	3rd Quarter Ending Sept. 30	4th Quarter Ending Dec. 31	TOTAL	Unreleased Appro	Unobligated Allotments	Unpaid Obligations (15-20)=(23+24)	
		3	4	5=(3+4)	6	7	8	9	10=(6+(-)7)-8+9	11	12	13	14	15=(11+12+13+14)	16	17	18	19	20=(16+17+18+19)	21	22	23	24
I. Agency Specific Budget		253,441,000.00	0.00	253,441,000.00	250,441,000.00	0.00	0.00	0.00	250,441,000.00	111,061,837.48	0.00	0.00	0.00	111,061,837.48	25,840,410.80	0.00	0.00	0.00	25,840,410.80	3,000,000.00	139,379,162.52	85,221,426.68	0.00
General Administration and Support	10000000000000	57,640,000.00	0.00	57,640,000.00	57,640,000.00	0.00	0.00	0.00	57,640,000.00	9,009,877.65	0.00	0.00	0.00	9,009,877.65	8,147,867.00	0.00	0.00	0.00	8,147,867.00	0.00	48,630,122.35	862,010.65	0.00
General Management and Supervision	100000100001000	56,745,000.00	0.00	56,745,000.00	56,745,000.00	0.00	0.00	0.00	56,745,000.00	8,781,454.74	0.00	0.00	0.00	8,781,454.74	7,919,444.09	0.00	0.00	0.00	7,919,444.09	0.00	47,963,545.26	862,010.65	0.00
PS		25,253,000.00	0.00	25,253,000.00	25,253,000.00	0.00	0.00	0.00	25,253,000.00	7,393,141.97	0.00	0.00	0.00	7,393,141.97	6,672,836.61	0.00	0.00	0.00	6,672,836.61	0.00	17,859,856.03	720,305.36	0.00
MOOE		10,462,000.00	0.00	10,462,000.00	10,462,000.00	0.00	0.00	0.00	10,462,000.00	1,388,312.77	0.00	0.00	0.00	1,388,312.77	1,246,607.48	0.00	0.00	0.00	1,246,607.48	0.00	9,073,667.23	141,705.29	0.00
CO		21,030,000.00	0.00	21,030,000.00	21,030,000.00	0.00	0.00	0.00	21,030,000.00	0.00	0.00	0.00	0.00	0.00	0.00	0.00	0.00	0.00	0.00	0.00	21,030,000.00	0.00	0.00
Administration of Personnel Benefits	100000100002000	895,000.00	0.00	895,000.00	895,000.00	0.00	0.00	0.00	895,000.00	228,422.91	0.00	0.00	0.00	228,422.91	228,422.91	0.00	0.00	0.00	228,422.91	0.00	666,577.09	0.00	0.00
PS		895,000.00	0.00	895,000.00	895,000.00	0.00	0.00	0.00	895,000.00	228,422.91	0.00	0.00	0.00	228,422.91	228,422.91	0.00	0.00	0.00	228,422.91	0.00	666,577.09	0.00	0.00
Sub-Total, General Administration and Support		57,640,000.00	0.00	57,640,000.00	57,640,000.00	0.00	0.00	0.00	57,640,000.00	9,009,877.65	0.00	0.00	0.00	9,009,877.65	8,147,867.00	0.00	0.00	0.00	8,147,867.00	0.00	48,630,122.35	862,010.65	0.00
PS		26,148,000.00	0.00	26,148,000.00	26,148,000.00	0.00	0.00	0.00	26,148,000.00	7,621,564.88	0.00	0.00	0.00	7,621,564.88	6,901,259.52	0.00	0.00	0.00	6,901,259.52	0.00	18,206,435.12	720,305.36	0.00
MOOE		10,462,000.00	0.00	10,462,000.00	10,462,000.00	0.00	0.00	0.00	10,462,000.00	1,388,312.77	0.00	0.00	0.00	1,388,312.77	1,246,607.48	0.00	0.00	0.00	1,246,607.48	0.00	9,073,667.23	141,705.29	0.00
FinEx (if Applicable)		0.00	0.00	0.00	0.00	0.00	0.00	0.00	0.00	0.00	0.00	0.00	0.00	0.00	0.00	0.00	0.00	0.00	0.00	0.00	0.00	0.00	0.00
CO		21,030,000.00	0.00	21,030,000.00	21,030,000.00	0.00	0.00	0.00	21,030,000.00	0.00	0.00	0.00	0.00	0.00	0.00	0.00	0.00	0.00	0.00	0.00	21,030,000.00	0.00	0.00
Operations	300000000000000	195,801,000.00	0.00	195,801,000.00	192,801,000.00	0.00	0.00	0.00	192,801,000.00	102,051,959.83	0.00	0.00	0.00	102,051,959.83	17,662,543.80	0.00	0.00	0.00	17,662,543.80	0.00	90,749,040.17	84,359,416.03	0.00
OO - National parks preserved and developed		174,875,000.00	0.00	174,875,000.00	171,875,000.00	0.00	0.00	0.00	171,875,000.00	98,434,998.09	0.00	0.00	0.00	98,434,998.09	14,756,676.58	0.00	0.00	0.00	14,756,676.58	3,000,000.00	73,440,001.91	83,678,321.51	0.00
PARKS MANAGEMENT PROGRAM		174,875,000.00	0.00	174,875,000.00	171,875,000.00	0.00	0.00	0.00	171,875,000.00	98,434,998.09	0.00	0.00	0.00	98,434,998.09	14,756,676.58	0.00	0.00	0.00	14,756,676.58	3,000,000.00	73,440,001.91	83,678,321.51	0.00
Development, beautification, preservation and maintenance of the Rizal Park and satellite parks	310100100001000	145,382,000.00	0.00	145,382,000.00	142,382,000.00	0.00	0.00	0.00	142,382,000.00	74,101,806.49	0.00	0.00	0.00	74,101,806.49	14,756,676.58	0.00	0.00	0.00	14,756,676.58	3,000,000.00	68,280,193.51	50,345,129.91	0.00
PS		29,227,000.00	0.00	29,227,000.00	29,227,000.00	0.00	0.00	0.00	29,227,000.00	7,678,354.25	0.00	0.00	0.00	7,678,354.25	6,967,387.36	0.00	0.00	0.00	6,967,387.36	0.00	21,546,645.75	710,966.69	0.00
MOOE		81,552,000.00	0.00	81,552,000.00	78,552,000.00	0.00	0.00	0.00	78,552,000.00	35,928,126.57	0.00	0.00	0.00	35,928,126.57	6,651,040.26	0.00	0.00	0.00	6,651,040.26	3,000,000.00	42,823,873.43	29,277,086.31	0.00
CO		34,603,000.00	0.00	34,603,000.00	34,603,000.00	0.00	0.00	0.00	34,603,000.00	30,495,325.67	0.00	0.00	0.00	30,495,325.67	1,138,248.96	0.00	0.00	0.00	1,138,248.96	0.00	4,107,674.33	29,357,076.71	0.00
Provision of park security services	310100100002000	29,493,000.00	0.00	29,493,000.00	29,493,000.00	0.00	0.00	0.00	29,493,000.00	24,333,191.60	0.00	0.00	0.00	24,333,191.60	0.00	0.00	0.00	0.00	0.00	0.00	5,159,808.40	24,333,191.60	0.00
MOOE		29,493,000.00	0.00	29,493,000.00	29,493,000.00	0.00	0.00	0.00	29,493,000.00	24,333,191.60	0.00	0.00	0.00	24,333,191.60	0.00	0.00	0.00	0.00	0.00	0.00	5,159,808.40	24,333,191.60	0.00
OO - Visitor experience enriched		20,926,000.00	0.00	20,926,000.00	20,926,000.00	0.00	0.00	0.00	20,926,000.00	3,616,961.74	0.00	0.00	0.00	3,616,961.74	2,935,867.22	0.00	0.00	0.00	2,935,867.22	0.00	17,309,036.26	681,094.52	0.00
CULTURAL AND EVENTS PROGRAM		20,926,000.00	0.00	20,926,000.00	20,926,000.00	0.00	0.00	0.00	20,926,000.00	3,616,961.74	0.00	0.00	0.00	3,616,961.74	2,935,867.22	0.00	0.00	0.00	2,935,867.22	0.00	17,309,036.26	681,094.52	0.00
Promotion of arts and cultural activities in the parks	320100100001000	20,926,000.00	0.00	20,926,000.00	20,926,000.00	0.00	0.00	0.00	20,926,000.00	3,616,961.74	0.00	0.00	0.00	3,616,961.74	2,935,867.22	0.00	0.00	0.00	2,935,867.22	0.00	17,309,036.26	681,094.52	0.00
PS		7,463,000.00	0.00	7,463,000.00	7,463,000.00	0.00	0.00	0.00	7,463,000.00	2,114,060.47	0.00	0.00	0.00	2,114,060.47	1,906,694.88	0.00	0.00	0.00	1,906,694.88	0.00	5,348,939.53	207,365.59	0.00
MOOE		13,463,000.00	0.00	13,463,000.00	13,463,000.00	0.00	0.00	0.00	13,463,000.00	1,502,901.27	0.00	0.00	0.00	1,502,901.27	1,029,172.34	0.00	0.00	0.00	1,029,172.34	0.00	11,960,096.73	473,728.93	0.00
Sub-Total, Operations		195,801,000.00	0.00	195,801,000.00	192,801,000.00	0.00	0.00	0.00	192,801,000.00	102,051,959.83	0.00	0.00	0.00	102,051,959.83	17,662,543.80	0.00	0.00	0.00	17,662,543.80	0.00	90,749,040.17	84,359,416.03	0.00
PS		36,690,000.00	0.00	36,690,000.00	36,690,000.00	0.00	0.00	0.00	36,690,000.00	9,792,414.72	0.00	0.00	0.00	9,792,414.72	8,874,082.24	0.00	0.00	0.00	8,874,082.24	0.00	26,897,585.26	918,332.48	0.00
MOOE		124,508,000.00	0.00	124,508,000.00	121,508,000.00	0.00	0.00	0.00	121,508,000.00	61,764,219.44	0.00	0.00	0.00	61,764,219.44	7,660,212.60	0.00	0.00	0.00	7,660,212.60	3,000,000.00	59,743,780.56	54,084,006.84	0.00
FinEx (if Applicable)		0.00	0.00	0.00	0.00	0.00	0.00	0.00	0.00	0.00	0.00	0.00	0.00	0.00	0.00	0.00	0.00	0.00	0.00	0.00	0.00	0.00	0.00
CO		34,603,000.00	0.00	34,603,000.00	34,603,000.00	0.00	0.00	0.00	34,603,000.00	30,495,325.67	0.00	0.00	0.00	30,495,325.67	1,138,248.96	0.00	0.00	0.00	1,138,248.96	0.00	4,107,674.33	29,357,076.71	0.00
Sub-Total, I. Agency Specific Budget		253,441,000.00	0.00	253,441,000.00	250,441,000.00	0.00	0.00	0.00	250,441,000.00	111,061,837.48	0.00	0.00	0.00	111,061,837.48	25,840,410.80	0.00	0.00	0.00	25,840,410.80	3,000,000.00	139,379,162.52	85,221,426.68	0.00
PS		62,638,000.00	0.00	62,638,000.00	62,638,000.00	0.00	0.00	0.00	62,638,000.00	17,413,979.60	0.00	0.00	0.00	17,413,979.60	15,775,341.76	0.00	0.00	0.00	15,775,341.76	0.00	45,424,020.40	1,638,637.84	0.00
MOOE		134,970,000.00	0.00	134,970,000.00	131,970,000.00	0.00	0.00	0.00	131,970,000.00	63,152,532.21	0.00	0.00	0.00	63,152,532.21	8,926,820.08	0.00	0.00	0.00	8,926,820.08	3,000,000.00	68,817,467.79	54,225,712.13	0.00
FinEx (if Applicable)		0.00	0.00	0.																			

PS		5,427,000.00	0.00	5,427,000.00	5,427,000.00	0.00	0.00	0.00	0.00	5,427,000.00	1,382,125.32	0.00	0.00	0.00	1,382,125.32	1,382,125.32	0.00	0.00	0.00	1,382,125.32	0.00	4,044,874.68	0.00	0.00
MOOE		0.00	0.00	0.00	0.00	0.00	0.00	0.00	0.00	0.00	0.00	0.00	0.00	0.00	0.00	0.00	0.00	0.00	0.00	0.00	0.00	0.00	0.00	0.00
FinEx		0.00	0.00	0.00	0.00	0.00	0.00	0.00	0.00	0.00	0.00	0.00	0.00	0.00	0.00	0.00	0.00	0.00	0.00	0.00	0.00	0.00	0.00	0.00
CO		0.00	0.00	0.00	0.00	0.00	0.00	0.00	0.00	0.00	0.00	0.00	0.00	0.00	0.00	0.00	0.00	0.00	0.00	0.00	0.00	0.00	0.00	0.00
GRAND TOTAL		250,868,000.00	0.00	250,868,000.00	255,868,000.00	0.00	0.00	0.00	0.00	255,868,000.00	112,443,962.80	0.00	0.00	0.00	112,443,962.80	27,222,536.12	0.00	0.00	0.00	27,222,536.12	3,000,000.00	143,424,037.20	85,221,426.68	0.00
PS		68,265,000.00	0.00	68,265,000.00	68,265,000.00	0.00	0.00	0.00	0.00	68,265,000.00	18,796,104.92	0.00	0.00	0.00	18,796,104.92	17,157,467.08	0.00	0.00	0.00	17,157,467.08	0.00	49,468,895.08	1,638,637.84	0.00
MOOE		134,970,000.00	0.00	134,970,000.00	131,970,000.00	0.00	0.00	0.00	0.00	131,970,000.00	63,152,532.21	0.00	0.00	0.00	63,152,532.21	8,926,820.08	0.00	0.00	0.00	8,926,820.08	3,000,000.00	68,817,467.79	54,225,712.13	0.00
CO		55,633,000.00	0.00	55,633,000.00	55,633,000.00	0.00	0.00	0.00	0.00	55,633,000.00	30,495,325.67	0.00	0.00	0.00	30,495,325.67	1,138,248.96	0.00	0.00	0.00	1,138,248.96	0.00	25,137,674.33	29,357,076.71	0.00
Recapitulation by OO:																								
I. Agency Specific Budget		195,801,000.00	0.00	195,801,000.00	192,801,000.00	0.00	0.00	0.00	0.00	192,801,000.00	102,051,959.83	0.00	0.00	0.00	102,051,959.83	17,692,543.80	0.00	0.00	0.00	17,692,543.80	3,000,000.00	90,749,040.17	84,359,416.03	0.00
PARKS MANAGEMENT PROGRAM		174,875,000.00	0.00	174,875,000.00	171,875,000.00	0.00	0.00	0.00	0.00	171,875,000.00	98,434,998.09	0.00	0.00	0.00	98,434,998.09	14,756,676.58	0.00	0.00	0.00	14,756,676.58	3,000,000.00	73,440,001.91	83,678,321.51	0.00
CULTURAL AND EVENTS PROGRAM		20,926,000.00	0.00	20,926,000.00	20,926,000.00	0.00	0.00	0.00	0.00	20,926,000.00	3,616,961.74	0.00	0.00	0.00	3,616,961.74	2,935,867.22	0.00	0.00	0.00	2,935,867.22	0.00	17,309,038.26	681,094.52	0.00


Certified Correct:


ALEXANDRA JESSICA C. ROSEL

Head, Budget Section

Date:


Certified Correct:


RON JAYSON R. CRUZ

Chief Accountant

Date:

Recommending Approval:


HEHERON M. MARTINEZ

Chief, Finance Division

Date:

Approved By:


CECILLE L. ROMERO

Executive Director III

Date: